

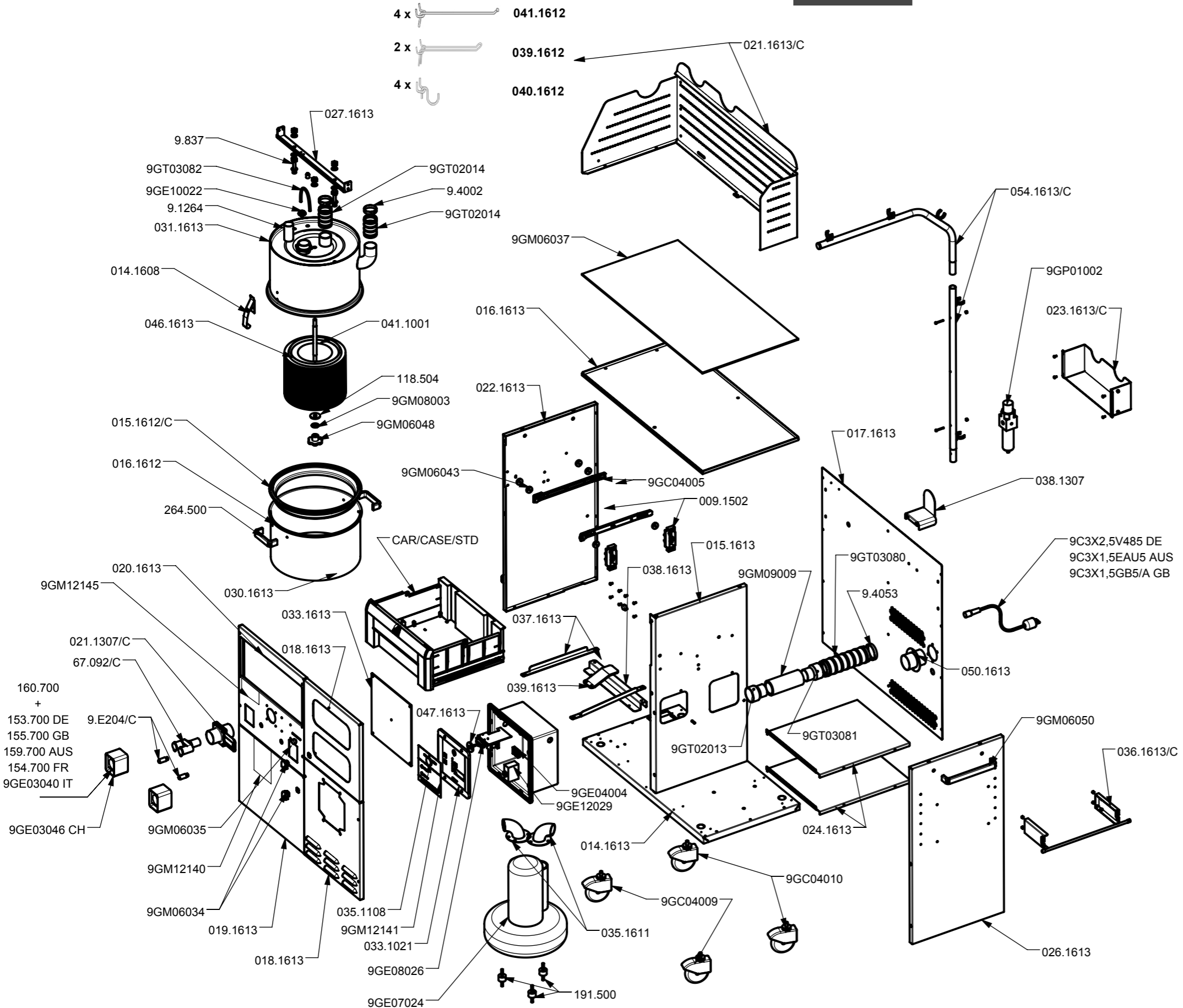
**RUPES**

# KR2

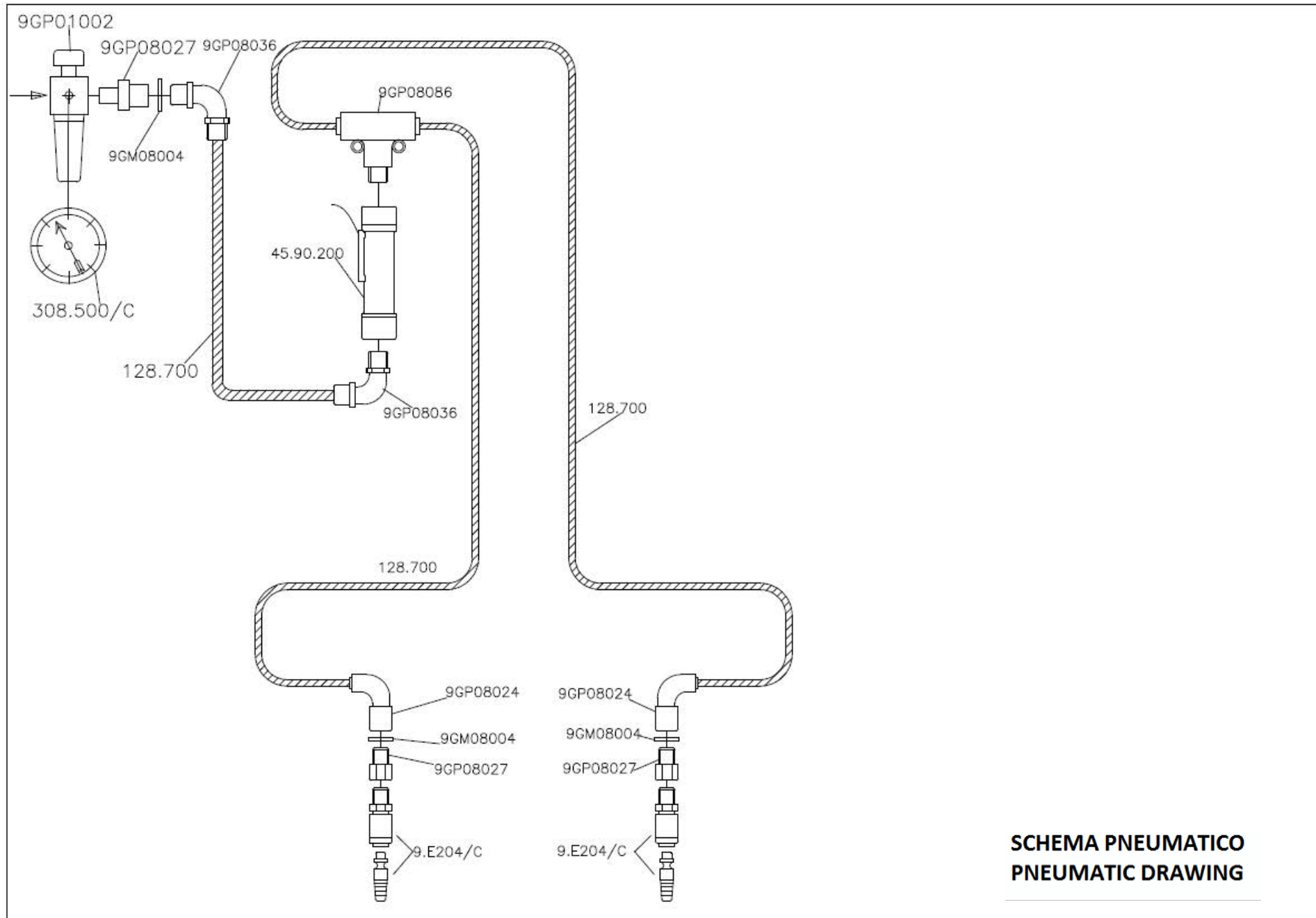
## 230V 50Hz

### MOBILE TURBINE

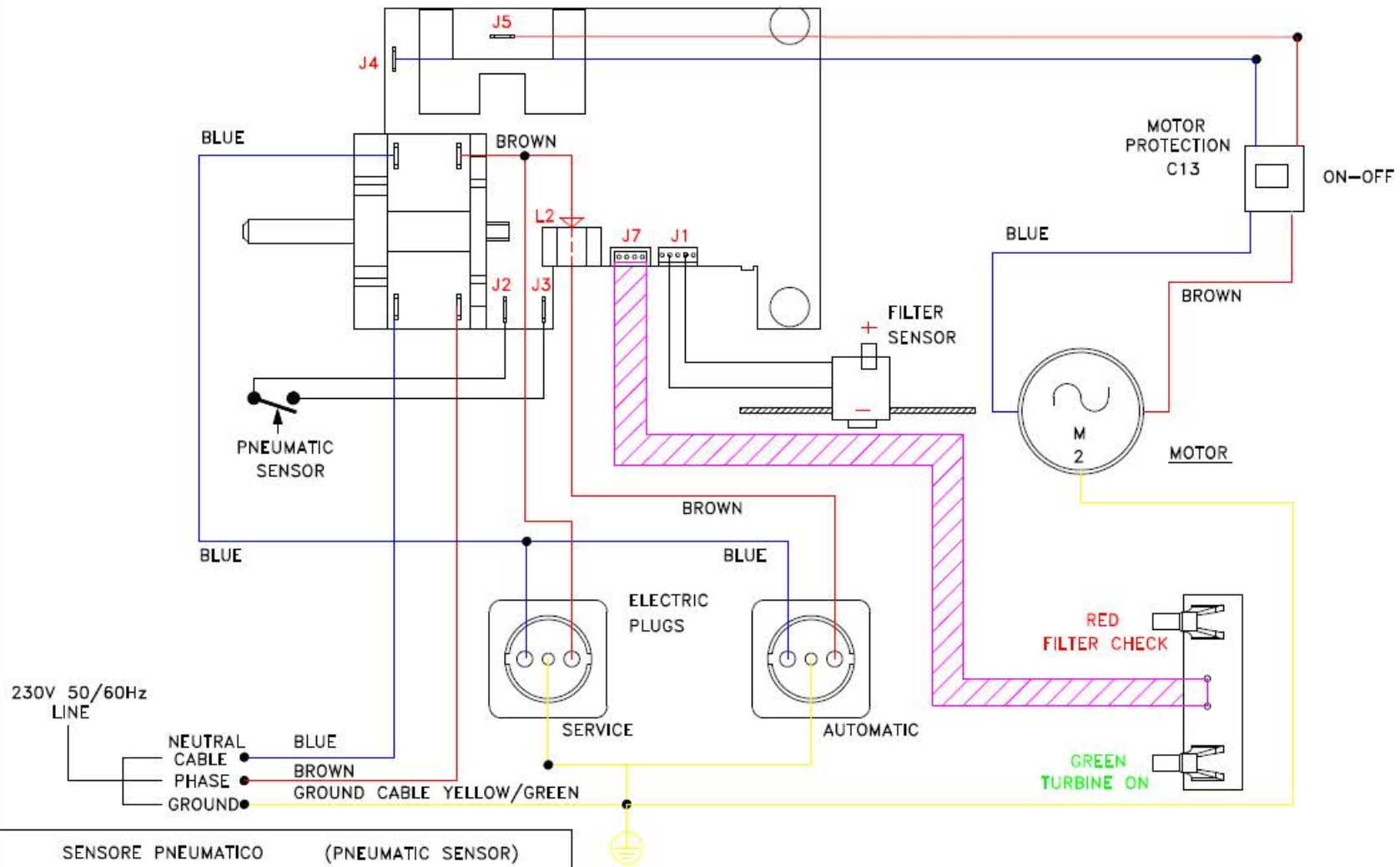
### TURBINA MOBILE



154.700	PRESA FRANCIA 230V	NR	2,0
155.700	PRESA GB 240V	NR	2,0
159.700	PRESA AUSTRALIA 10A 240V	NR	2,0
009.1502	SUPPORTO POST. PER GUIDA	NR	2,0
014.1608	GANCIO CHIUSURA TESTATA	NR	1,0
014.1613	BASE KR2 RAL 7035	NR	1,0
015.1612/C	ANELLO PORTA SACCHETTO COMPLETO	NR	1,0
015.1613	PANNELLO CENTRALE KR2 RAL 7035	NR	1,0
016.1612	SACCO POLVERE TURBINA IN PE 570x440	NR	3,0
016.1613	COPERCHIO KR2 RAL 7035	NR	1,0
017.1613	PANNELLO POSTERIORE KR2 RAL 7035	NR	1,0
018.1613	PANNELLO FRONTALE SUPERIORE DX KR2 RAL 7035	NR	1,0
019.1613	PANNELLO SECCHIO KR2 RAL 7035	NR	1,0
020.1613	PANNELLO FRONTALE SUPERIORE SX KR2 RAL 7035	NR	1,0
021.1307/C	SERRANDA ASPIRAZIONE D50mm	NR	1,0
021.1613/C	LAMIERA FORATA ACCESSORI KR2 RAL 7035	NR	1,0
022.1613	PANNELLO LATERALE SX KR2 RAL 7035	NR	1,0
023.1613/C	MENSOLA ACCESSORI KR2 RAL 7035	NR	1,0
024.1613	RIPIANO INTERNO VANO KR2 RAL 7035	NR	2,0
025.1613	PANNELLO STRUMENTI DX KR2 RAL 7035	NR	1,0
026.1613	PANNELLO LATERALE DX KR2 RAL 7035	NR	1,0
027.1613	TRAVERSA FUSTO KR2 RAL 7035	NR	2,0
030.1613	SECCHIO IN ACCIAIO INOX AISI 430 REV2	NR	1,0
031.1613	FUSTO FILTRO HE101 RAL 9005 NERO	NR	1,0
033.1021	PANNELLO FRONTALE PER DISPLAY	NR	1,0
033.1613	PANNELLO PMMA 295x295mm 3mm	NR	1,0
035.1108	MANOPOLA REGOLAZIONE SCHEDA ELETTRONICA	NR	1,0
035.1611	RACCORDO GOMITO POMPA HTE300 D48mm RAL 9005	NR	2,0
036.1613/C	PORTA ROTOLO COMPLETO	NR	1,0
037.1613	GUIDA SECCHIO KR2 RAL 7035 RAGGR	NR	2,0
038.1306	SUPPORTO MANICHETTA IN LAMERA RAL 9005 RAGGR.	NR	1,0
038.1613	TRAVERSA POSTERIORE KR2 SECCHIO RAL 7035	NR	1,0
039.1612	GANCIO KE HOLDER MOD. 265/15 ZINCATO	NR	2,0
039.1613	PIASTRA CENTRALE TRAVERSA SECCHIO RAL 7035	NR	1,0
040.1612	GANCIO KE HOLDER MOD. 264 NICHELATO	NR	4,0
041.1001	TIRANTE ROTORE ROTORJET HE403-S402E	NR	1,0
041.1612	GANCIO KE HOLDER MOD. 275/12 ZINCATO	NR	4,0
046.1613	FILTRO PTFE KR2 1m2	NR	1,0
047.1613	DISTANZIALE CILINDRICO SCHEDA KR2 D40mm	NR	1,0
050.1613	RACCORDO DIRITTO SCARICO KR2 D63 RAL 9005	NR	1,0
054.1613/C	BRACCIO KR2 COMPLETO	NR	1,0
118.504	RONDELLA DA 40 x 9 x 5 GOMMA HE	NR	1,0
153.700	PRESA TEDESCA GW 20265	NR	2,0
160.700	CONTENITORE 2 POSTI GW27042	NR	2,0
191.500	ANTIVIBRANTI (55 SH) 30x20 DUE PRIGIONIERI MASCHIO M8x20	NR	3,0
264.500	MANIGLIA NYLON NERA WS2 HE-PF91	NR	2,0
663.55	RACCORDO KS260-HF-PT-EP	NR	1,0
67.092/C	RACCORDO A 2 VIE completo di 1 CLAPET	NR	1,0
9.1264	TUBO EVAFLEX diam. 29" L'ANTISTATICO in rotoli da m.30	MT	0,3
9.4002	FASCETTA 40-60 mm	NR	6,0
9.4053	FASCETTA 70-90 mm	NR	2,0
9.837	VITE TCEI M10X70 ZINCATA BIANCA	NR	2,0
9.E204/C	INNESTO RAPIDO 3/8 COMPLETO	NR	2,0
9C3X1,5EAU5	CAVO 15A AUSTRALIA	NR	1,0
9C3X1,5GB5/A	CAVO 13A GB	NR	1,0
9C3X2,5V485	CAVO 3x2,5 (spina Schuko) in PVC da mt.5 KS260	NR	1,0
9GC04005	COPPIA GUIDE PER MODULO CARRIER	NR	1,0
9GC04009	RUOTA CON FRENO KR2	NR	2,0
9GC04010	RUOTA SENZA FRENO KR2	NR	2,0
9GE03040	PRESA ITALIA-DE 230V 16A	NR	2,0
9GE03046	PRESA CH COMPLETA 230V	NR	2,0
9GE04004	MORSETTIERA KS260E	NR	1,0
9GE07024	POMPA A CANALE LATERALE 400V 1,5KW-2HP 230V MONOSFASE	NR	1,0
9GE08026	SCHEDA ELETTRONICA KR2	NR	1,0
9GE10022	PRESSOSTATO DIFFERENZIALE FILTRO KR2	NR	1,0
9GE12029	INTERRUTTORE MAGNETOTERMICO 13A KR2	NR	1,0
9GM06034	CHIUSURA IN PLASTICA VANO PT	NR	2,0
9GM06035	POMELLO M4 IN PLASTICA COLORE NERO	NR	2,0
9GM06037	LASTRA 1000 RIGHE 894 X464 mm COPERCHIO KR2	NR	1,0
9GM06043	DISTANZIALE PLASTICA GUIDE SCORREVOLI	NR	6,0
9GM06048	POMELLO PLASTICA M12 FILTRO HE101	NR	1,0
9GM06050	MANIGLIA PLASTICA KR2	NR	2,0



**SCHEMA PNEUMATICO  
PNEUMATIC DRAWING**



SENSORE PNEUMATICO	(PNEUMATIC SENSOR)
SENSORE FILTRO	(FILTER SENSOR)
PROTEZIONE MOTORE	(MOTOR PROTECTION)
MARRONE	(BROWN)
BLU	(BLUE)
NEUTRO	(NEUTRAL CABLE)
ROSSO	(RED)
GIALLO/VERDE	(YELLOW/GREEN)

**SCHEMA ELETTRICO  
 ELECTRIC DRAWING**